



MUSIQUE HEAD

On ne naît pas musicien, on le devient

www.musique-head.com

TUTO - PASSENGER - LET HER GO

(This document comes a complement to the full video lesson [here](#))

—

PASSENGER - LET HER GO

CHORDS

In this song, you will find the following chords :

- C major
- D major
- B minor
- G major
- E minor

CHORDS / PASSENGER - LET HER GO

BASS	CHORDS	COMPOSITION
C	C major	<i>C / E / G</i>
D	D major	<i>D / F# / A</i>
B	B minor	<i>D / F# / B</i>
G	G major	<i>D / G / B</i>
E	E minor	<i>E / G / B</i>


ATTENTION : You can invert the notes of these chords as you wish.

Watch the full lesson [here](#)


CHORDS COMPOSITION

Here's how to play those chords :


- C major



- D major




- B minor



- G major



- E minor



LA RYTHMIQUE / MÉTHODE DE JEU

RHYTHMIC PATTERN

In order to play this song, you can use the following pattern :

- Bass + Chord / Chord / Bass

INTRODUCTION (with melody)

CHORDS / PASSENGER - LET HER GO		
BASS	CHORDS	NOTES
		A - B - A - G
C	-	D - E - G - E - B
D	-	A - B - A - G
E	-	D - E - G - E - B
D	-	A / A - B - A - G
C	-	D - E - G - E - G - D - B
D	-	G - A - B
E	-	-
REPEAT TWICE		
D	D major	D / F# / A

INTRODUCTION (Chords only)

CHORDS / PASSENGER - LET HER GO		
BASS	CHORDS	COMPOSITION
-	-	A - B - A - G (melody)
C (x1)	C major (x1) 3 beats	C / E / G
D (x1)	D major (x1) 1 beat	D / F# / A
E (x1)	E minor (x1) 2 beats	E / G / B
D (x1)	D major (x1) 2 beats	D / F# / A
C (x1)	C major (x1) 3 beats	C / E / G
D (x1)	D major (x1) 1 beat	D / F# / A
E (x1)	E minor (x1) 3 beat	E / G / B
D (x1)	D major (x1) 1 beat	D / F# / A

In order to play the introduction, choose your preferred method and play one of the table twice.

Watch the full lesson [here](#)

ORDRE DES ACCORDS POUR LE PREMIER REFRAIN

CHORDS / PASSENGER - LET HER GO		
BASS	CHORDS	COMPOSITION
C (x1)	C major (x2)	C / E / G
G (x1)	G major (x2)	D / G / B
D (x1)	D major (x2)	D / F# / A
E (x1)	E minor (x2)	E / G / B
C (x1)	C major (x2)	C / E / G
G (x1)	G major (x2)	D / G / B
D (x2)	D major (x4)	D / F# / A

The song directly begins with the chorus. I suggest you only play the bass once for the beginning of the song.

In order to play the first chorus, you will have to play this table twice.

CHORDS ORDER FOR THE INTERLUDES / VERSES

CHORDS / PASSENGER - LET HER GO		
BASS	CHORDS	COMPOSITION
E (x2)	E minor (x2)	E / G / B
C (x2)	C major (x2)	C / E / G
D (x2)	D major (x2)	D / F# / A
B (x2)	B minor (x2)	D / F# / B
E (x2)	E minor (x2)	E / G / B
C (x2)	C major (x2)	C / E / G
D (x4)	D major (x4)	D / F# / A

In order to play the interludes, you will need to play this table once.

In order to play the verses, you will need to play this table twice.

CHORDS ORDER FOR THE 2ND AND 3RD CHORUS

CHORDS / PASSENGER - LET HER GO		
BASS	CHORDS	COMPOSITION
C (x2)	C major (x2)	C / E / G
G (x1)	G major (x2)	D / G / B
D (x2)	D major (x2)	D / F# / A
E (x2)	E minor (x2)	E / G / B
C (x2)	C major (x2)	C / E / G
G (x1)	G major (x2)	D / G / B
D (x4)	D major (x4)	D / F# / A

The chords order is exactly the same as the first chorus, only the bass has been doubled.

After the 2nd chorus, you will reach a second interlude, which is going to be played with the corresponding table twice.

Then, you will play the chorus one last time, using the corresponding table, and eventually end the song.

Watch the full lesson [here](#)

Musicians aren't born, they are made

www.musique-head.com