



# MUSIQUE HEAD

On ne naît pas musicien, on le devient

[www.musique-head.com](http://www.musique-head.com)

---

## TUTO - IÑIGO QUINTERO - SI NO ESTÁS

( This document is provided as a supplement to the video lesson [here](#) )

—

Let me remind you that if you have questions, I am here to help you out!

# IÑIGO QUINTERO - SI NO ESTÁS

## CHORDS

In this song, you will find the following chords:

- G minor
- A# major
- D minor
- F major
- C SUS 4
- C major

CHORDS / IÑIGO QUINTERO - SI NO ESTÁS		
<b>BASS</b>	<b>CHORD</b>	<b>COMPOSITION</b>
<b>G</b>	<b>G minor</b>	<i>D / G / A#</i>
<b>A#</b>	<b>A# major</b>	<i>D / F / A#</i>
<b>D</b>	<b>D minor</b>	<i>D / F / A</i>
<b>F</b>	<b>F major</b>	<i>C / F / A</i>
<b>C</b>	<b>C SUS 4</b>	<i>C / F / G</i>
<b>C</b>	<b>C major</b>	<i>C / E / G</i>

ATTENTION : You can invert any of the notes of these chords as you wish.

View the full lesson [here](#)

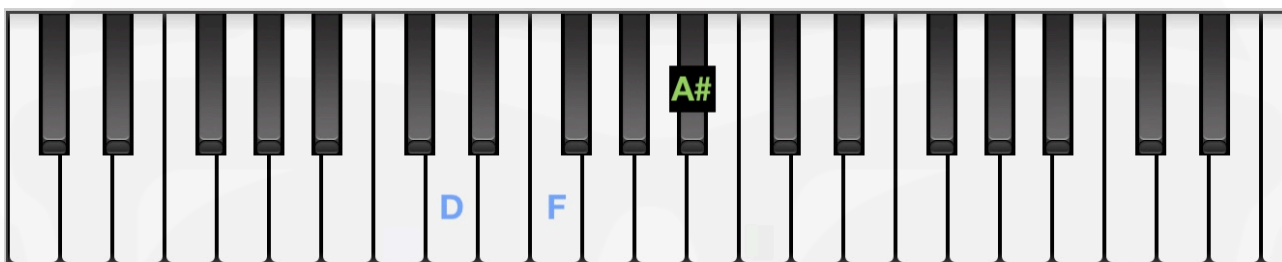
## LA PRATIQUE : COMPOSITION DES ACCORDS / MAIN DROITE

Voici les schémas de piano pour les accords ci-dessus :


### - G minor




### - A# major



### - D minor




### - F major



## - C SUS 4



## - C major



## METHOD

- **1st method:** Bass + chord (Hold X beats)
- **2st method:** Bass + chord / Chord / Bass - Chord - Bass - Chord - Bass (1-2-AND-3-AND-4-AND)

## CHORDS ORDER FOR THE INTRODUCTION

CHORDS / IÑIGO QUINTERO - SI NO ESTÁS		
BASS	CHORD	COMPOSITION
G (x1)	G minor (x1) 4 beats	D / G / A#
A# (x1)	A# major (x1) 4 beats	D / F / A#
D (x1)	D minor (x1) 4 beats	D / F / A
C (x1)	C SUS 4 (x1) 4 beats	C / F / G

To play the introduction, only play this table once.

## CHORDS ORDER FOR THE CHORUS **AND** THE VERSE

CHORDS / IÑIGO QUINTERO - SI NO ESTÁS		
BASS	CHORD	COMPOSITION
G (x1)	G minor (x1) <i>4 beats</i>	D / G / A#
A# (x1)	A# major (x1) <i>4 beats</i>	D / F / A#
D (x1)	D minor (x1) <i>4 beats</i>	D / F / A
C (x1)	C SUS 4 (x1) <i>3 beats</i>	C / F / G
C (x1)	C major (x1) <i>1 beats</i>	C / E / G

You can start the chorus/verse with this table, and THEN continue with the **second method** and the **following table**.

CHORDS / IÑIGO QUINTERO - SI NO ESTÁS		
BASS	CHORD	COMPOSITION
G (x4)	G minor (x4)	D / G / A#
A# (x4)	A# major (x4)	D / F / A#
D (x4)	D minor (x4)	D / F / A
C (x3)	C SUS 4 (x3)	C / F / G
C (x1)	C major (x1)	C / E / G

View the full lesson [here](#)

When you reach the sentence : « *Imposible es demasiado tarde* », you will have these two tables:

CHORDS / IÑIGO QUINTERO - SI NO ESTÁS		
BASS	CHORD	COMPOSITION
G (x1)	G minor (x1) <i>4 beats</i>	D / G / A#
A# (x1)	A# major (x1) <i>4 beats</i>	D / F / A#
F (x1)	F major (x1) <i>4 beats</i>	C / F / A
C (x1)	C SUS 4 (x1) <i>3 beats</i>	C / F / G
C (x1)	C major (x1) <i>1 beat</i>	C / E / G

Again, you can start by playing and holding the chords AND then play with the second method and the following table.

CHORDS / IÑIGO QUINTERO - SI NO ESTÁS		
BASS	CHORD	COMPOSITION
G (x4)	G minor (x4)	D / G / A#
A# (x4)	A# major (x4)	D / F / A#
F (x4)	F major (x4)	C / F / A
C (x3)	C SUS 4 (x3)	C / F / G
C (x1)	C major (x1)	C / E / G

### CHORDS ORDER FOR THE ULTIMATE SENTENCE « Ah-ah-ah-ah-ah »

CHORDS / IÑIGO QUINTERO - SI NO ESTÁS		
BASS	CHORD	COMPOSITION
A# (x1)	A# major (x1) <i>4 beats</i>	D / F / A#
D (x1)	D minor (x1) <i>4 beats</i>	D / F / A
F (x1)	F major (x1) <i>4 beats</i>	C / F / A
C (x1)	C SUS 4 (x1) <i>1 beat</i>	C / F / G
C (x1)	C major (x1) <i>1 beat</i>	C / E / G
F (x1)	F major (x1)	C / F / A

Good luck!

View the full lesson [here](#)

---

Les rythmiques des chansons sont variables, subjectives et personnelles. Les méthodes que je vous donne fonctionnent mais votre rôle de musicien autodidacte est d'avoir un avis critique, afin d'adapter les rythmiques à votre interprétation.

Très bon courage à vous et on se retrouve dans une prochaine leçon !

---

On ne naît pas musicien, on le devient

[www.musique-head.com](http://www.musique-head.com)