



# MUSIQUE HEAD

On ne naît pas musicien, on le devient

[www.musique-head.com](http://www.musique-head.com)

---

## **SAVE YOUR TEARS - THE WEEKND**

( This document is provided as a supplement to the video lesson [here](#) )

—

Let me remind you that if you have questions, I am here to help you out!

# THE WEEKND - SAVE YOUR TEARS

## CHORDS

In this lesson, you will find these chords :

- C major
- D minor
- E minor
- G major
- F major
- A minor

THE WEEKND - SAVE YOUR TEARS		
<b>BASS</b>	<b>CHORD</b>	<b>COMPOSITION</b>
<b>C</b>	<b>C major</b>	<i>C - E - G</i>
<b>D</b>	<b>D minor</b>	<i>D - F - A</i>
<b>E</b>	<b>E minor</b>	<i>E - G - B</i>
<b>G</b>	<b>G major</b>	<i>D - G - B</i>
<b>F</b>	<b>F major</b>	<i>C - F - A</i>
<b>A</b>	<b>A minor</b>	<i>E - A - C</i>


ATTENTION : You can invert any of the notes of these chords as you wish.

View the full lesson [here](#)

## CHORDS COMPOSITION

*Here's how to play those chords :*


- C major



- D minor




- E minor




- G major



F major



- A minor



View the full lesson [here](#)

**RHYTHMIC PATTERN**

In order to play this song, you can use the following pattern :

- Bass + chord / Chord

**CHORDS ORDER FOR THE INTRODUCTION**

THE WEEKND - SAVE YOUR TEARS		
BASS	CHORD	COMPOSITION
C (x8)	C major (x16)	C / E / G

You will need to play this table **once** for completing the **introduction**.

**CHORDS ORDER FOR THE VERSE AND THE BRIDGE**

THE WEEKND - SAVE YOUR TEARS		
BASS	CHORD	COMPOSITION
C (x2)	C major (x4)	C / E / G
A (x2)	A minor (x4)	E - A - C
E (x2)	E minor (x4)	E - G - B
G (x2)	G major (x4)	D - G - B

To play the **first and second verses**, you will need to play this table **8 times** in a row.  
To play the **bridge** (after the second chorus), you will need to play this table **twice**.

### CHORDS ORDER FOR THE PRE-CHORUS

THE WEEKND - SAVE YOUR TEARS		
BASS	CHORD	COMPOSITION
D (x2)	D minor (x4)	D - F - A
A (x2)	A minor (x4)	E - A - C
F (x2)	F major (x4)	C - F - A
G (x2)	G major (x4)	D - G - B

1st pre-chorus : play this table once

2nd pre-chorus : play this table twice

### CHORDS ORDER FOR THE CHORUS

THE WEEKND - SAVE YOUR TEARS		
BASS	CHORD	COMPOSITION
C (x1)	C major (x1) (4 beats)	C / E / G
A (x1)	A minor (x1) (4 beats)	E - A - C
E (x2)	E minor (x4)	E - G - B
G (x2)	G major (x4)	D - G - B

To play all **chorus**, you will need to play this table **twice**.

After the **bridge**, take this table again, this time playing all the chords the same way, and repeat this in a loop until the end of the song.

Good luck!!

View the full lesson [here](#)

---

Musicians aren't born, they are made.

[www.musique-head.com](http://www.musique-head.com)